

The CCAR Pulse

Where Our Members Live and Work



Fairview/Lucas

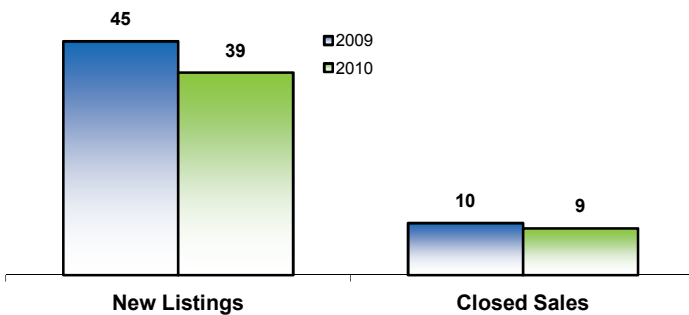
January

Entire Year

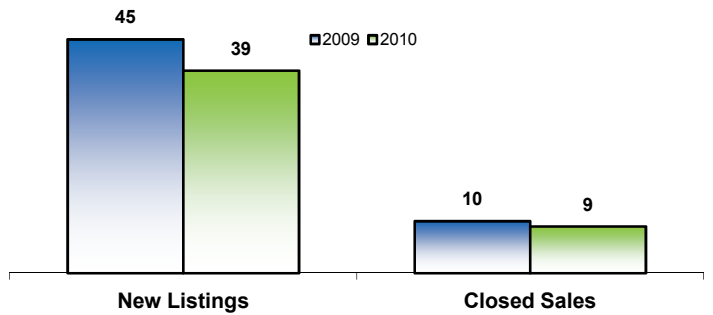
Collin County, TX	2009	2010	Change	2009	2010	Change
New Listings	45	39	- 13.3%	45	39	- 13.3%
Closed Sales* (reported)	10	9	- 10.0%	10	9	- 10.0%
Closed Sales* (projected)	10	10	- 0.0%	10	10	- 0.0%
Average Sales Price**	\$439,970	\$352,439	- 19.9%	\$439,970	\$352,439	- 19.9%
Median Sales Price**	\$310,500	\$335,000	+ 7.9%	\$310,500	\$335,000	+ 7.9%
Percent of Original List Price Received at Sale**	90.0%	94.7%	+ 5.2%	90.0%	94.7%	+ 5.2%
Average Days on Market Until Sale	136	162	+ 18.6%	136	162	+ 18.6%
Single-Family Detached Inventory	150	136	- 9.3%	--	--	--
Townhouse-Condo Inventory	4	3	- 25.0%	--	--	--

*Due to the typical delays in recording sales, reported unit activity will appear artificially low for the most recent month. Our projected unit activity assumes that only 89% of all sales are reported in time for this report. Year-to-Date figures are now updated each month in the interest of accuracy. **Does not include seller's concessions.

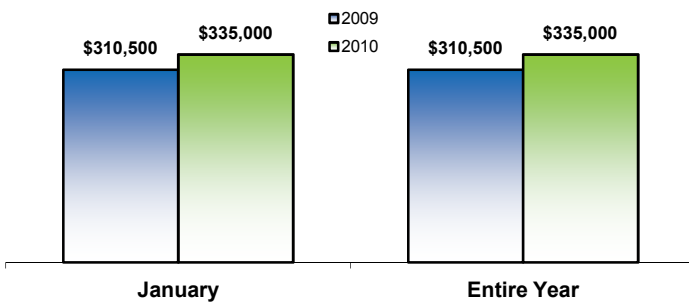
Activity—Most Recent Month



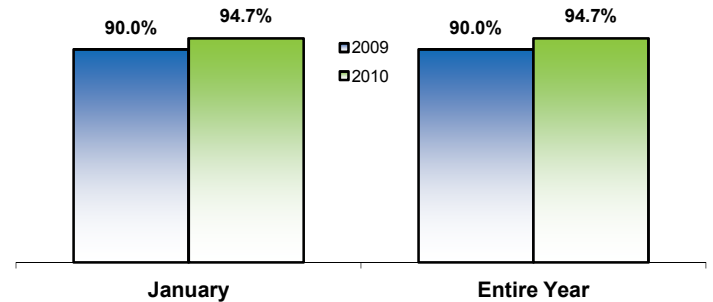
Activity—Entire Year



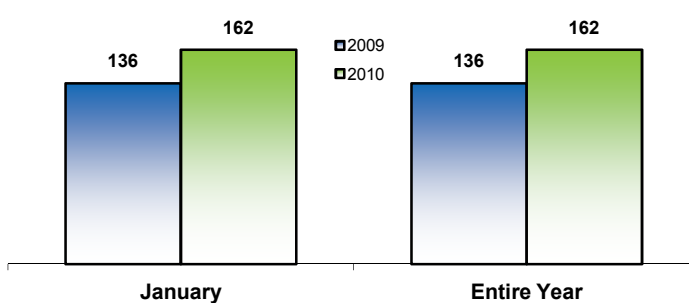
Median Sales Price



Ratio of Sales Price to Original List Price



Average Days on Market Until Sale



Current Inventory

